

“Payroll is a simple thing often complicated by software,  
your system makes it simple again.”



## Payroll Calculated

Net Pay	Tax
<b>£146.33</b>	<b>£35.78</b>

Submit to HMRC

(Data successfully  
stored in system)

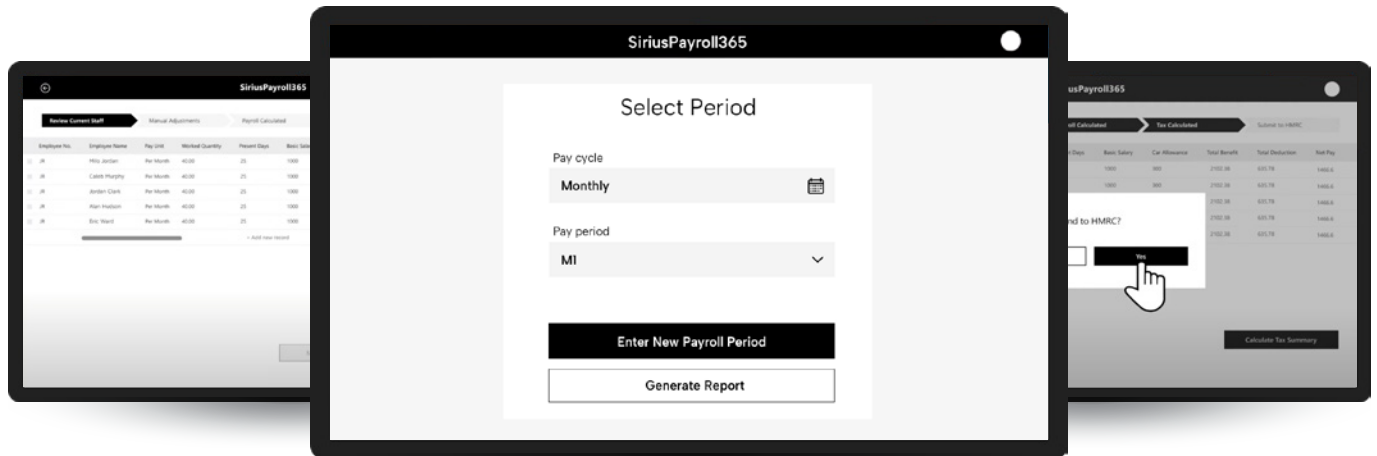


## Sirius Payroll 365: HR Integrated Payroll Factsheet

---

Sirius Payroll 365 is a simple, affordable HMRC-recognised payroll solution for Dynamics 365 Business Central with Dynamics 365 Human Resources integration.

**Sirius Payroll 365** is designed to automate and streamline the tedious HR administrative tasks such as employee timesheets, payroll sheets, manual tracking of new hires, and so on. The solution is HMRC-recognised and has already been adopted by a wide range of industries. The latest version boasts unique integration with Dynamics 365 HR with improved user experience through an updated, simple-to-use interface.



## Why You Need **Sirius Payroll 365**?

1

### **HMRC-Recognised**

Sirius Payroll 365 links to HMRC to automate submissions and validate employee information ensuring accurate data is submitted to HMRC and meet the RTI (Real Time Information) requirements.

2

### **Simplifies Processing**

Sirius Payroll 365 automates manual paperwork and reduces human errors. It enables you to process payments regarding pensions, overtime, sickness, contracted hours, insurance, maternity & paternity and more.

3

### **All Data Together**

Manage your finances with Dynamics 365 Business Central integration as all your payroll data will be hosted in your ERP.

4

### **HR-Integrated Payroll**

Manage your people in real-time with Dynamics 365 HR integration, employee data synchronisation through HR to Sirius Payroll 365, leave and holidays synchronisation to Sirius Payroll 365, synced calendars, and more.

# Sirius Payroll 365 FAQs

- **How do I install Sirius Payroll 365?**

You can install the solution from Microsoft AppSource. You will have to install the free trial in your Business Central Environment.

For more information, you can visit our setup guide:

<https://www.siriusapp.co.uk/apps/siriuspayroll365-hmrc-payroll/documentation/>

- **Does Sirius Payroll 365 use the standard Employee table within Business Central?**

Yes, it uses a standard Employee table. We extended it to capture more information related to Employees as per HMRC guidelines.

- **How do I auto-enrol a new member of staff?**

When you first enrol a new member, you will have to enter various information in the employee card. Then, click on Verify HMRC Details to fill the required information.

- **How is Car allowance calculated?**

Car allowance calculation should be done manually. And the amount thus calculated should be kept in Employee Payroll Elements as below. For Benefits in kind, tax is calculated but the amount in car allowance is not added to the "Net Pay" of the Employee. Since there is no cash transaction, you don't need to map it to G/L Accounts. However, to provide it as a cash benefit, you must define such payroll element as earning and link it to corresponding G/L Accounts.

- **How do I import historical transactions? So, the Calculations part is shown correctly?**

You can create and post the summary amount of each employee as an opening to import the historic transaction of the current fiscal year.

- **How much data can I hold about each employee?**

There is no limitation on the number of employees. You can register unlimited employees. You can hold these data of each employee:

- |                                     |  |
|-------------------------------------|--|
| a. General information              | k. Contact                                 |
| b. Pictures and attachments         | l. Qualifications                          |
| c. Address information              | m. Reporting dimension                     |
| d. Employment information           | n. Misc. information                       |
| e. Personal information             | o. Pay elements                            |
| f. Payroll information              | p. Timesheet entries                       |
| g. Payment/banking information      | q. Car benefits                            |
| h. HMRC starter/payroll information | r. Student Loan                            |
| i. Confidential information         | s. Worker locations                        |
| j. Absences                         | t. Plus can configure more areas if needed |

- **Once I submit the monthly reports to HMRC, does the payroll solution integrate with Business Central?**

Absolutely. You can do it individually per employee or group by department or dimension.

- **I currently pay uplifts to consultants and pay holiday entitlement based on these uplifts. Currently, this is a manual calculation in Excel. Is it possible to do these through Sirius Payroll 365?**

Yes, Sirius Payroll 365 can make adjustments for holiday pay and leave adjustments for your consultants. Durations or individual adjustments can be made.

- **How does Sirius Payroll 365 work from the on-premise version of Dynamics NAV/BC?**

- Data extraction from OnPrem: Employee, Dimension, Chart of accounts
- Data Import and Configure on Sirius Payroll 365 OnCloud
- Prepare and Post Payroll on Sirius Payroll 365 OnCloud
- Export Data from Sirius Payroll 365 OnCloud and Import to Dynamics NAV/BC as Journals

Here are the steps you will need to follow to make sure Sirius Payroll 365 works for the on-premise version of NAV/BC:

**STEP 1: Setup BC Cloud**

- Business Central SaaS is configured in the Cloud.
- You should have access to duality rights with the new CSP licenses.
- If not, you will need 1 BC essential CSP license.
- Install the Sirius Payroll 365.

**Step 2: Setup Core Data**

- Extract Chart of Accounts from Dynamics NAV
- Extract Dimensions
- Extract Employee data
- Import into Business Central SaaS solution
- We can provide services to support if needed. 1 day at £1,000.00

**Step 3: Configure Payroll**

- Configure Payroll Elements
- Configure Payroll Setup
- Configure Employees

**Step 4: Execute Payroll**

- Create a payroll batch
- Setup payroll
- Approve Payroll
- Export Payroll Journals via BC App
- Import Payroll Journals to Dynamics NAV On-Prem as General Journal
- NOTE: App available in March 2021 for all NAV versions.
- Can be manually done in the meantime if needed by support

**On-Going**

- Review Employees
- Repeat step 3 & 4 each month

- **Does Sirius Payroll 365 support P11D?**

Yes, it does now. Our HMRC-recognised solution ensures the documents produced are fully compliant, creating an all-round payroll package. It helps to calculate the benefit cash equivalents, allowing you to run P11D reports without any manual hassle. You can then submit it directly to HMRC via the secure getaway making P11D submission a breeze.

- **When are the payroll ledger entries created? Do you just post them?**

- When you create and post payroll batch, it will automatically create the payroll ledger entries, employee ledger entries and general ledger entries.
- You can navigate to the ledger entries by clicking on the "Find Entries" action in the "Posted Payroll Batch"
- Then fill in the required details. Then click on "OK".
- It will create the payment journal of all the employees posted in the selected Posted payroll plan.
- If you want to directly post it to general ledger entries, then enable "Post to G/L" else if disable,
- it will only create the journal lines.

- **Does Sirius Payroll 365 create payroll payment journals?**

- Yes, you can create payment journals automatically for employees and you do not have to enter it manually.
- For this go to posted payroll batch and click on "Generate Employee Payment" action.

- **Does Sirius Payroll 365 create one total entry or multiple for each person in general ledger entries? i.e., can it be tracked from a reconciliation point of view?**

- We have a setup to control whether you want to post payroll to the general ledger as a summary or as a detail. If you enable detail posting, you can track each element per employee in the general ledger.
- IF "Posting Method" is "Employee wise" then, it will post G/L entries per employee. We can track it by using Posted Payroll Batch No. and line no. in the G/L entries.

- **What are the tasks that need to be followed during the Payroll Ending Period?**

After each pay-run completion, it automatically creates a payroll journal in general ledger. Tasks after the pay run would be processing BACs payment for HMRC, Pension and Employee payables for the payroll period.

- **Do additional earnings appear on the payslip?**

- Yes, the additional earnings will appear in the payslip
- For this you must add additional earnings or benefits in the "Pay Elements" setup. Then setup "Type" as Earning.
- The configure it in "Pay Element Field Configuration" to appear in the payroll batch.
- Then add the pay element and the rate in the employee card.
- Then, after the payroll is processed and posted then it will appear in the payslip as show below in the in the payment section.

- **Do additional deductions appear on the payslip?**

- Yes, the additional earning will appear in the payslip.
- For this you add it in "Pay Elements" setup and configure it similarly as we configured additional earning. But the "Type" field in the "Pay element" must be setup as a deduction.
- Once it is configured and then process the payroll batch and post it. Then it will appear in the deduction section in pay slip.

- **Can employees access payslips? Can employees have a login of some form to view historic Payslips?**

The solution automatically e-mails the payslips to the employees. So, within Office 365 you can search on them as per standard capability. The new HR integration that will be available from April/May will have this feature available as part of the employee portal.

- **How many pay elements can be displayed on the payslip ?**

- There are no limitations to the pay elements that can be displayed on the payslip.
- So, you can add benefits and deduction as done in point no. 15 and 16 (above)

- **How many deductions can be displayed on the payslip ?**

There are no limitations on the number of deductions that can be displayed on the payslips.

- **How are pensions calculated? Does it calculate the 3% or 5% automatically?**

Pension can be calculated based on either Basic Earning, Qualifying Earning or Total Earning. You can define the pension rates for Employee and Employer Contribution as per the requirement and the system will automatically calculate the pension.

- **What if I need a pension provider extract?**

Based on configuration whether the payroll element "Pension" (both Employer and Employee contribution) is mapped to Vendor or G/L Account, which ideally depends on whether you want to create Pension Provider as a supplier/party account or G/L account in the system.

The pension amount payables created by each pay run and subsequent BACS payment made to pension providers can be extracted from general ledger entries or Vendor ledger entries or both.

You may want to deep dive into Payroll detail Ledger entries to find out the pension amount (employer contribution and employee contribution) per employee of any payroll period.

- **How do you hide salary information from booker keepers?**

Standard roles and permissions can handle it. Also, we have a setup to control whether you want to post payroll to the general ledger in summary or detail.

- **How are expenses shown on the account side?**

- Every payroll element is mapped with corresponding expenses and payable general ledger accounts, where applicable.
- On completion of every pay run, a payroll journal is created in the ERP to debit payroll expenses and credit payables liabilities, i.e., PAYE, NIC, Pension, Salary payables, Student Loans etc.

- **What reports are available out of the box?**

**Employee Pay slip** (User can print the HMRC-related forms from employee card.), **P45, P46, P60** (User can view the payroll statistics and ledger entries from employee card as well.), **Payroll Ledger and Detail Ledger entries, Employee Payroll Statistics**

- **Can you enter timesheets?**

Yes, you can enter timesheets, but you need to define work sites (employee workstations) before entering timesheets. Then you can fill in timesheets for multiple worksites per employee.

- **How do you map timesheet entries to payroll elements?**

Mapping timesheet entries to payroll elements is easy. You can assign multiple payroll elements for each work site, and employees can also be assigned multiple worksites. Normal worked time, Overtime hours can be filled in the timesheets. Additionally, you can also define whether the pay element is to be calculated per normal worked hours or overtime hours in the payroll batch.

- **Is it billed based on employees or pay runs?**

It is based on the pay runs. Billing is done based on how many employees you want to include in a single-pay run.

- **What is the cost per employee?**

Our pricing is transparent and costs just £1 per employee per month.

- **Is the cost per employee of £1 per employee per month a moving scale?**

Our pricing is simple and has no hidden costs. We also have the option to fix in a contract for reassurance.

- **Are there training videos available to help with the setup?**

We have an interactive simulation of the Sirius Payroll 365 environment, which can guide you through the video

configuration, setup and navigation around the app. You can access the video walk-through here:

[Click here for a demo](#)



- **Do you provide support?**

Yes, we provide round-the-clock technical helpdesk support for Sirius Payroll 365. In addition, for the training videos, we provide documentation on .pdf or .docx for printing and sharing and PowerPoint for classroom training.

# Simplifies payroll processing and management

GET STARTED WITH **Sirius** payroll365



Transformations with Trust

We are committed to acting responsibly by integrating sustainability into every step of the business, including clients, partners' solutions, and the entire supply chain.



SUSTAINABLE DEVELOPMENT GOALS


**dogma**consultancy

**Sirius**app


**dynamic**ai


**dogma**international

## CONTACT US:

 +4401296328689

 483 Green Lanes, London, N13 4BS

 info@dogmagroup.co.uk

 www.siriusapp.co.uk